

# Loewe bild 5.40

EU energy efficiency class: B

Screen diagonal (in cm) / Screen diagonal (in inch): 102 / 40

Power consumption "ON"<sup>1</sup> (in W): 81.0

Annual energy consumption (kWh)<sup>2</sup>: 112

Power consumption in stand-by mode / off (in W): 0.38 / 0

Resolution (in pixels): Ultra HD (3840 x 2160)

Box contents: **Set up option table**

Table Stand Connect 40/48

W 90.9 / H 60.4 / PD 5.5 / PD 25.7

Chrome, manually rotatable (+ / -20°),

Loewe assist system remote control

incl. batteries



## Set-up options

### Set up option wall

Wall Mount Slim / VESA Size 200

W 90.9 / H 57.6 / PD 5.5 / PD 7.2

Chrome Silver, flat mounting

### Set up option wall, tiltable

Wall Mount 67, Black

W 90.9 / H 57.6 / PD 5.5 / PD 9.6



### Set up option wall, flexible

Wall Mount Isoflex 32 - 55<sup>3</sup>

W 90.9 / H 57.6 / PD 5.5 / PD 11.0

Aluminium, folds flat, can be pulled out,

rotated and pivoted, intelligent

cable management



### Set up option table

Table Stand Art 40 / 48

W 90.9 / H 60.4 / PD 5.5 / PD 25.0

Aluminium, manually rotatable (+ / -20°)



### Loewe | ■ Spectral Rack

Different versions, sizes and colours available to match Loewe TV, sound system and equipment.

More details are available at the Loewe partner stores.

Rack 110: W 110.0 x H 36.8 x D 48.2




Rack 165: W 165.2 x H 36.8 x D 48.2

Rack 165+56: W 221.0 x H 36.8 x D 48.2



## TV

### Versions

	Model	Article no.	EAN Code
 <b>Graphite Grey</b>	40	56427D50	4011880163811
 <b>Light Grey</b>	40	56427S50	4011880163828
 <b>Cappuccino</b>	40	56427O50	4011880163804

## Loewe bild 5.40 cover kit

### Colours

	Model	Article no.	EAN Code
 <b>Petrol blue</b>	40	72780V00	4011880164184

Dimensions in cm: W = width, H = height, PD = product depth, TD = total depth, BP = diameter/dimensions of base plate. Technical modifications and errors excepted.

<sup>1</sup> To EN 62087:2012. <sup>2</sup> On the basis of four hours of operation per day, 365 days a year. Actual energy consumption depends on the purpose for which the TV is used.

<sup>3</sup> Only in conjunction with VESA Size 200 adapter.

# LOEWE.

## Set-up options

### Set up option floor, manual rotation

Floor Stand Connect 40–55  
W 90.9 / H 100.8 / PD 5.5 / BP 53.0  
Aluminium, manually rotatable (+ / – 45°),  
concealed cable routing



### Set up option floor, manual rotation

Floor Stand Connect 32–40  
W 90.9 / H 107.6 / PD 5.5 / PD 48.7  
Chrome, manually rotatable (+ / – 45°)



### Set up option floor, manual rotation

Floor Stand Plate 32\_49  
W 90.9 / H 105.4 / PD 5.5 / BP 48.5  
Light Grey, manually rotatable (+ / – 20°),  
concealed cable routing




### Set up option floor (universal), manual rotation

Floor Stand Universal 32–55<sup>1</sup>  
W 90.9 / H 101.1 / PD 5.5 / BP 50.2  
Aluminium Silver, manually rotatable (+ / – 45°),  
concealed cable routing




### Set up option floor / ceiling

Screen Lift Plus<sup>2</sup>  
W 90.9 / H 300.0 / PD 5.5 / PD 19.9  
Brushed Aluminium, manually rotatable (+ / – 90°),  
concealed cable routing



### Set up option wall / floor

Wall Stand Flex 32–46<sup>2</sup>  
W 90.9 / H 180.4 / PD 5.5 / PD 30.0  
Brushed Aluminium, height adjustable,  
intelligent cable management



Dimensions in cm: W = width, H = height, PD = product depth, TD = total depth, BP = diameter/dimensions of base plate. Technical modifications and errors excepted.

<sup>1</sup> Only in conjunction with a corresponding adapter, to be ordered separately. <sup>2</sup> Only in conjunction with VESA Size 200 adapter.

## Technical information

Loewe bild 5

**40**  
**incl. DR+ **

<b>Image+ (Image)</b>	
Resolution (in pixels)	Ultra HD (3840 x 2160)
Display technology	LCD with E-LED-Backlight
Screen diagonal (in cm/inch) / Response time (in ms)	102 / 40 / 8
Brightness (in cd/m <sup>2</sup> ) / Viewing angle (horizontal/vertical)	350 / 178°
Contrast filter glass	—
Ultra HD Super Resolution Scaling / Image+ Active / 24 p motion picture display	● / ● / ●
3D technology / Active Glasses 3D	— / —
Video auto-dimming (VBD+) / Interior auto-dimming (OPC) / Home Mode	● / ● / ●
<b>Digital+ (Television Standards)</b>	
DVB-T2 <sup>1</sup> / DVB-C2 / DVB-C / DVB-S2 / Multistandard (analogue) / Dual Channel	● / — / ● / ● / ● / ●
MPEG / MPEG2 / MPEG4 (H.264) / HEVC (H.265) / integrated HDTV reception <sup>2</sup>	● / ● / ● / ● / ●
DVB radio / Unicable (acc. EN 50494)	● / ●
<b>Sound+ (Audio)</b>	
Output in W (sine / music)	2 x 20 / 2 x 40
Acoustic speaker concept	Speaker Box
Integrated 5.1 AV-Receiver / Digital audio link	● / ●
Dolby Digital / Dolby Digital Plus / DTS	● / ● / ●
Individual bass and treble control / Loudness	● / ●
Automatic Volume Control (AVC)	●
Audio out available: variable / fixed / Subwoofer	● / ● / ●
<b>Assist+ (Operation)</b>	
Loewe os / Home Screen (incl. favorites)	● / ●
Loewe App (Android / iOS)	● / ●
Electronic Program Guide (SI-data)	●
MediaText (HbbTV) / Video text (Level 2.5)	● / ●
Menu languages <sup>3</sup> / Context Related Help	● / ●
Parental Lock / Automatic turn-off / Timer	● / ● / ●
Instant Channel Zapping / Quick Start Mode	● / ●
Programme positions including AV and radio	6,000
Digital Link HD (CEC)	●
PIP (AV) <sup>4</sup> / Full PIP / Split screen TV : Video text	● / ● / ●
MediaUpdate (via USB / Internet)	● / ●
<b>Media+ (Multimedia functions)</b>	
DR+ / storage capacity in GB / USB archives	● / 1,000 / ●
DR+ Streaming server / client / Follow-Me	● / ● / ●
Multi Recording / Mobile Recording	● / ●
Photo player / Music player / Video player (via Home network and USB incl. Ultra HD)	● / ● / ●
Digital Media Renderer (incl. Ultra HD) / Bluetooth Music Player <sup>5</sup>	● / ○
Internetapps (MediaNet) / Internet Browser / Internet radio (incl. search function)	● / ● / ●
<b>Connectivity+ (Connectors)</b>	
HDMI with HDCP	4 (4x UHD, 1x ARC)
LAN network connection / integrated WLAN	● / ●
Common Interface / CI Plus 1.3 certified <sup>6</sup>	2 / ●
Home Control Interface / IR-Link <sup>7</sup> / Motor control	● / ● / —
Digital Audiolink (DAL) <sup>8</sup> / Digital Audio-Out (cinch)	● / ●
Analogue Audio-Out (L/R) / Headphone (jack 3.5 mm)	● / ●
Micro-AV <sup>9</sup> (Component / Scart / VGA)	● / ● / ●
USB	3 (1x 3.0)
<b>Environment</b>	
EU energy efficiency class / Annual energy consumption (kWh) <sup>10</sup>	B / 112
Power consumption in stand-by mode / off (in W)	0.38 / 0
Power consumption "ON" <sup>11</sup> (in W) / Peak luminance ratio in %	81.0 / 65
Mercury content in mg / contains lead <sup>12</sup>	0.0 / traces
<b>Miscellaneous</b>	
Weight in kg	17.9
Power switch / Mains voltages	● / 220–240 V, 50 / 60 Hz
VDE-safety standard (inspection seal)	●

● = included/installed ○ = upgradeable/optional

<sup>1</sup> The reception of DVB-T2 programmes is available in selected countries.<sup>2</sup> Reception of digital channels may be limited by individual regulations from the respective broadcaster/provider. UK models are Freeview HD compliant.<sup>3</sup> D-GB-F-I-E-NL-CZ-GR-PL-H-FIN-SLO-SK-TR-S-DK-P-RUS-N<sup>4</sup> AV-PIP is only available in combination with DVB-T/C/S.<sup>5</sup> Available via optional feature upgrade drive.<sup>6</sup> CI Plus is backwards compatible with CI.

Functionality is dependent on module availability from the supplier.

<sup>7</sup> Only in conjunction with a corresponding adapter and selected devices (RC5, 36 kHz), to be ordered separately.<sup>8</sup> Loewe System 5.1 Out, Stereo Out, Subwoofer Out.<sup>9</sup> Only in conjunction with a corresponding adapter, to be ordered separately.<sup>10</sup> On the basis of four hours of operation per day, 365 days a year.

Actual energy consumption depends on the purpose for which the TV is used.

<sup>11</sup> To EN 62087 : 2012.<sup>12</sup> Traces may occasionally be found in electronic components (in compliance with the recast European RoHS directive).