

Loewe **floor stand flex**

Zubehör TV

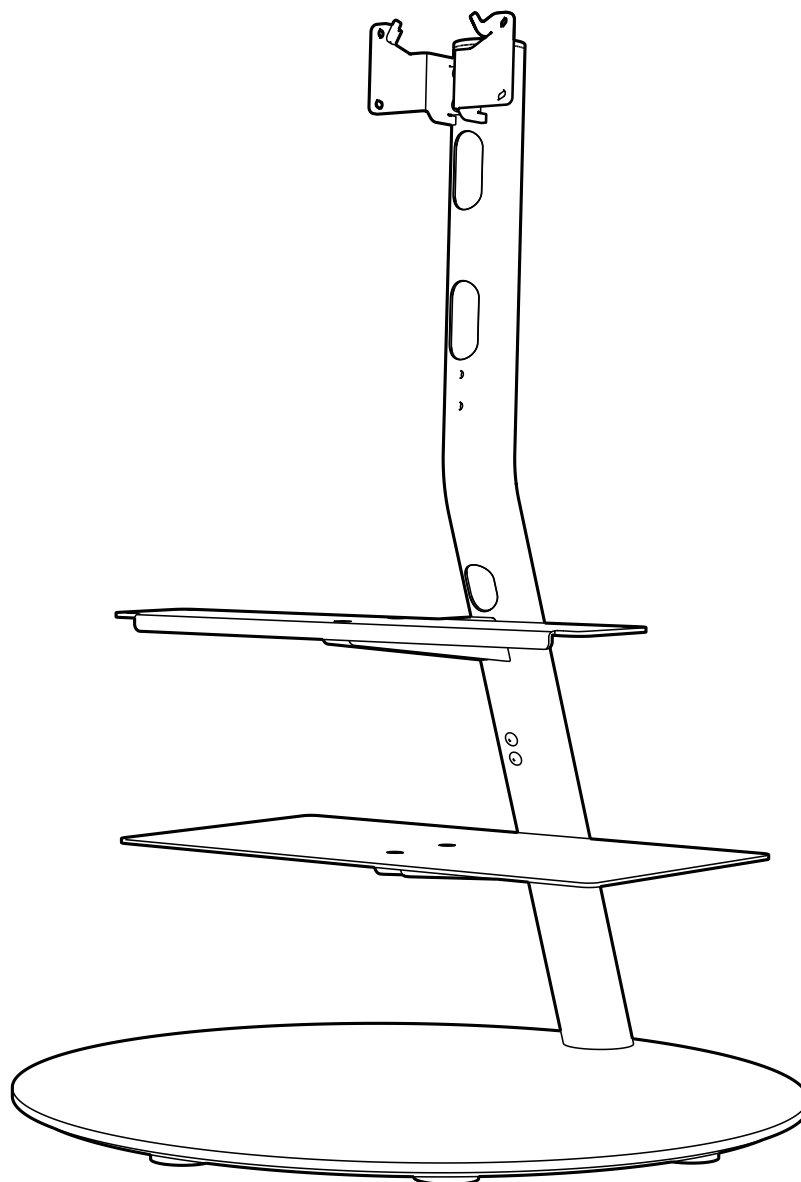
TV accessories

Toebehoren TV

Accessoires TV

Accessori TV

Accesorios TV



37205001

Montageanleitung, Installation instructions, Montagehandleiding,
Instructions de montage, Istruzioni di montaggio, Instrucciones de montaje, Montaj kılavuzu

LOEWE.

Information DE

Wir gratulieren zum Kauf des Loewe floor stand flex.

Premiumqualität Made in Germany.

Der floor stand flex ist die ideale Ergänzung zu Ihrem Loewe TV-Gerät. Sie ermöglicht eine Drehung des Gerätes und stellt gleichzeitig eine optimale Kabelführung sicher.

Achten Sie auf einen stabilen und ebenen Standort für den Loewe floor stand flex.

Vermeiden Sie direkte Sonneneinstrahlung. Jegliche Modifikation der Aufstellösung kann zu Instabilität und Garantieverlust führen.

Information FR

Félicitations pour votre achat Loewe floor stand flex.

Fabriqué en Allemagne avec la plus haute qualité.

Le support de floor stand flex complétera magnifiquement votre téléviseur Loewe. Utilisez ce support pour faire pivoter votre téléviseur. Il assure également un acheminement optimal des câbles.

Veillez à ce que l'emplacement du Loewe floor stand flex soit stable et plat.

Évitez la lumière directe du soleil. Toute modification de la solution d'installation peut provoquer une instabilité et peut annuler la garantie.

Bilgilendirme TR

Loewe floor stand flex satın aldığınız için tebrik ederiz.

Almanya'da üretilmiş premium kalite. Floor stand flex, Loewe TV'niz için ideal bir tamamlayıcıdır. Cihazın döndürülmesine imkan tanırken aynı zamanda optimum kablo yönetimini sağlar.

Loewe floor stand flex için kararlı ve düz bir zemin seçmeye dikkat edin.

Doğrudan güneş ışığından kaçının. Montaj çözümünde herhangi bir değişiklik, istikrarsızlığa ve garanti kaybına yol açabilir.

Information EN

Congratulations on your purchase of the Loewe floor stand flex.

Made in Germany premium quality.

The floor stand flex will complement your Loewe's TV beautifully. Use this stand to rotate your TV; this stand also ensures optimal cable routing.

Make sure the surface you set the Loewe floor stand flex is stable and planar.

Avoid direct sunlight Any modification to the installation solution can cause instability and may void the warranty.

Informazioni IT

Congratulazioni per il tuo acquisto Loewe floor stand flex.

Fabbricato in Germania con qualità di primo livello.

Il supporto da floor stand flex si abbina splendidamente con la tua TV Loewe. Usa questo supporto per ruotare il televisore, ma anche per gestire in maniera ottimale i cavi.

Assicurarsi che la superficie su cui si posiziona l'icona Loewe sia stabile e planare.

Evita la luce del sole diretta. Qualsiasi modifica alla soluzione di installazione può provocare instabilità e annullare la garanzia.

Veiligheidsvoorschriften NL

Gefeliciteerd met uw aankoop van het Loewe floor stand flex.

Eersteklas kwaliteit, gemaakt in Duitsland.

De floor stand flex is een prachtige aanvulling op uw Loewe-tv. Gebruik deze standaard om uw tv te draaien. De standaard zorgt ook voor een optimale kabelgeleiding.

Zorg ervoor dat het oppervlak waarop u de Loewe floor stand flex plaatst stabiel en effen is.

Vermijd direct zonlicht. Elke wijziging aan deze installatie-oplossing kan instabiliteit veroorzaken en kan de garantie ongeldig maken.

Información ES

Enhorabuena por la compra del Loewe floor stand flex.

Fabricado en Alemania con máxima calidad.

El soporte de floor stand flex es el complemento perfecto para su televisor Loewe. Use este soporte para girar el televisor con óptimo enrutamiento de los cables.

Asegúrese de que la superficie en la que coloca la Loewe floor stand flex es estable y plana.

Evite la luz directa del sol. Cualquier modificación realizada a la solución de instalación puede causar inestabilidad e invalidar la garantía.

Sicherheitshinweise DE

Beachten Sie die Informationen der Anleitungen für den Loewe TV, die Loewe klang bar und den Loewe floor stand flex. Lassen Sie im Umgang mit Werkzeug die nötige Vorsicht walten.

Stellen Sie Ihre Gerätekombination so auf, dass sie, z.B. für spielende Kinder keine Gefährdung darstellt und auch nicht beschädigt werden kann.

Des weiteren haben die Sicherheitshinweise für den Loewe TV und die Loewe klang bar auch hier Gültigkeit.

Safety instructions EN

Please refer to the information in the instructions for Loewe TV, Loewe klang bar and the Loewe floor stand flex. Handle tools with the necessary care and attention.

Install your combination of equipment in such a way that it presents no danger to playing children for example and also cannot be damaged.

The safety notes for Loewe TV and the Loewe klang bar are also applicable here.

Veiligheidsvoorschriften NL

Zie de informatie in de gebruiksaanwijzing van Loewe TV, Loewe klang bar en de Loewe floor stand flex. Wees voorzichtig bij de omgang met werktuigen.

Plaats de toestelcombinatie zo, dat ze geen gevaar vormt voor bijvoorbeeld spelende kinderen en dat ze ook niet kan worden beschadigd.

De veiligheidsvoorschriften voor Loewe TV en de Loewe klang bar zijn ook hier van toepassing.

Instructions de sécurité FR

Veillez vous référer aux informations contenues dans les instructions pour le Loewe TV, le Loewe klang bar et le Loewe floor stand flex. Soyez prudent lors de l'utilisation d'outils.

Positionnez votre combinaison d'appareils de telle sorte qu'elle ne représente p. ex. aucun danger pour des enfants en train de jouer et qu'elle ne puisse pas être renversée.

Les consignes de sécurité pour Loewe TV et le Loewe klang bar sont également applicables ici.

Indicazioni di sicurezza IT

Fare riferimento alle informazioni contenute nelle istruzioni per Loewe TV, Loewe klang bar e Loewe floor stand flex. Utilizzare gli attrezzi con la dovuta cautela.

Installare la combinazione di apparecchi in modo tale che non possa essere danneggiata e che non rappresenti un pericolo, ad esempio per i bambini che giocano.

Le avvertenze di sicurezza per Loewe TV e Loewe klang bar valgono anche in questo caso.

Advertencias de seguridad ES

Por favor, consulte la información en las instrucciones de la Loewe TV, la Loewe klang bar y el Loewe floor stand flex. Utilice las herramientas con precaución.

Instale la combinación de aparatos de manera que no presente riesgo de lesiones, p. ej., para niños que estén jugando cerca, y de manera que no pueda sufrir daños.

Las indicaciones de seguridad para la Loewe TV y la Loewe klang bar también son aplicables aquí.

Güvenlik talimatları TR

Lütfen Loewe TV, Loewe Loewe klang bar ve Loewe floor stand flex için talimatlardaki bilgilere bakın. Aletleri gerekli özen ve dikkatle kullanın.

Ekipman kombinasyonunuzu, örneğin oynayan çocuklar için tehlike oluşturmayacak ve zarar görmeyecek şekilde kurun.

Loewe TV ve Loewe klang bar için güvenlik notları burada da geçerlidir.



www.loewe.tv/support

Lieferumfang	DE
A	4x Schrauben M4x8 4x Schrauben M5x10 6x Schrauben M6x12 2x Schrauben M8x16 6x Abdeckkappen
B	3x Sechskantwinkelschraubendreher
C	1x Gewebeslauch
D	1x Standrohr
E	2x Träger
F	1x Adapter für TV
G	1x Adapter für klang bar
H	1x Equipment board
I	1x Bodenplatte

Scope of delivery	EN
A	4x Screws M4x8 4x Screws M5x10 6x Screws M6x12 2x Screws M8x16 6x Cover
B	3x Hex key wrenches
C	1x Fabric hose
D	1x Upright pipe
E	2x Supports
F	1x TV adapter
G	1x Soundbar adapter
H	1x Equipment board
I	1x Base plate


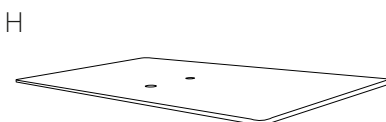
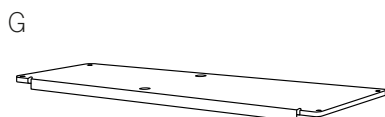
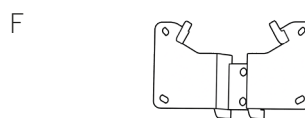
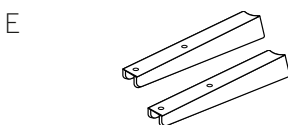

Leveringsomvang	NL
A	4x Schroeven M4x8 4x Schroeven M5x10 6x Schroeven M6x12 2x Schroeven M8x16 6x Afdekkappen
B	3x Zeskant inbussleutels
C	1x Geweven slang
D	1x Staande pijp
E	2x Draggers
F	1x TV-adapter
G	1x Geluidsbalk-adapter
H	1x Apparatenbord
I	1x Bodemplaat

Contenu de la Livraison	FR
A	4x Vis M4x8 4x Vis M5x10 6x Vis M6x12 2x Vis M8x16 6x Capuchons de protection
B	3x Clés hexagonales
C	1x Tuyau en tissu
D	1x Tuyau vertical
E	2x Supports
F	1x Adaptateur TV
G	1x Adaptateur pour barre de son
H	1x Plaque d'équipement
I	1x Plaque de base

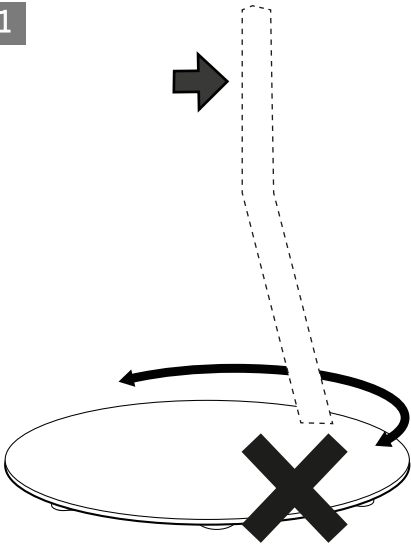
Contenuto della Confezione	IT
A	4x Viti M4x8 4x Viti M5x10 6x Viti M6x12 2x Viti M8x16 6x Copri tappi
B	3x Chiavi esagonali
C	1x Tubo in tessuto
D	1x Tubo verticale
E	2x Supporti
F	1x Adattatore TV
G	1x Adattatore per soundbar
H	1x Pannello attrezzature
I	1x Piastra di base

Contenido del Paquete	ES
A	4x Tornillos M4x8 4x Tornillos M5x10 6x Tornillos M6x12 2x Tornillos M8x16 6x Tapas protectoras
B	3x Llaves hexagonales
C	1x Manguera de tela
D	1x Tubo vertical
E	2x Soportes
F	1x Adaptador de TV
G	1x Adaptador para barra de sonido
H	1x Tablero de equipos
I	1x Placa base

Teslimat Kapsamı	TR
A	4x Vida M4x8 4x Vida M5x10 6x Vida M6x12 2x Vida M8x16 6x Kapak kılıfları
B	3x Altıgen anahtarlar
C	1x Kumaş hortum
D	1x Dik boru
E	2x Taşıyıcı
F	1x TV adaptörü
G	1x Ses çubuğu adaptörü
H	1x Ekipman kartı
I	1x Taban plakası

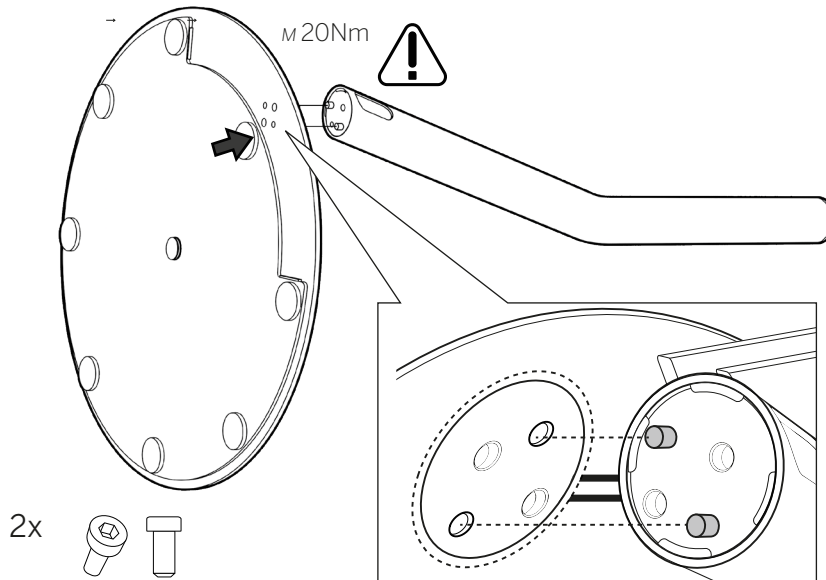


1

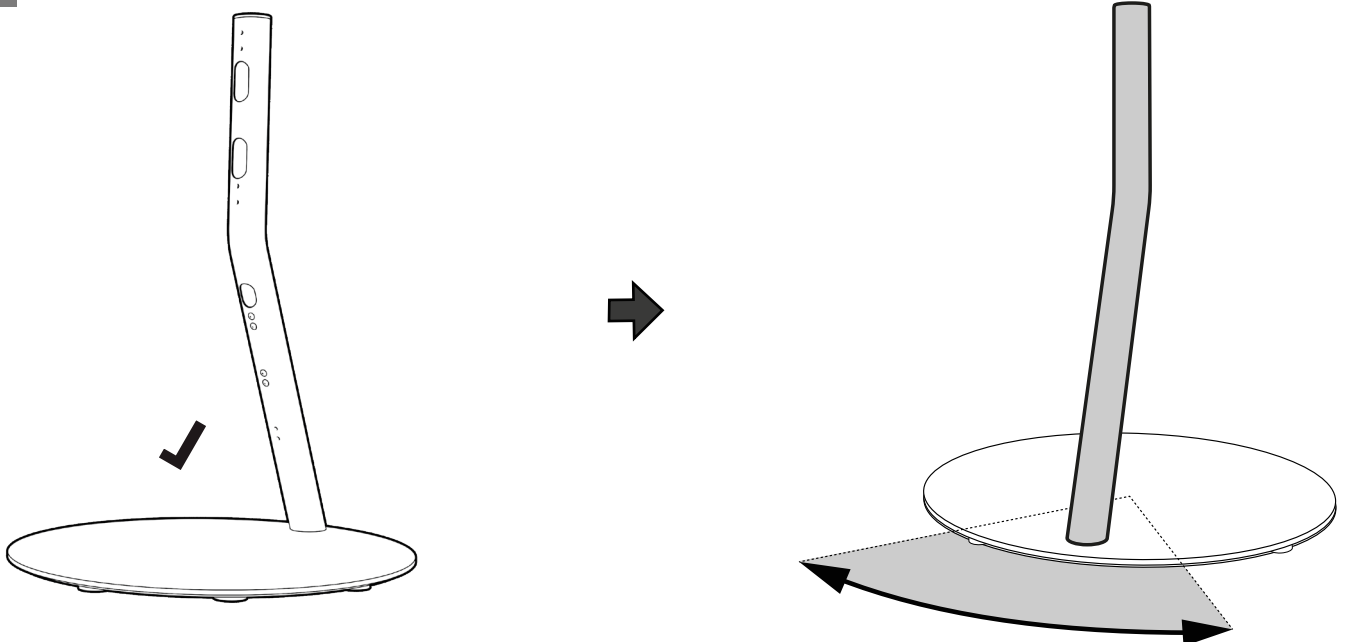


Montieren Sie das Standrohr, bevor Sie die Bodenplatte drehen.
Mount pole before rotating base plate.
Monteer de staander voordat u de bodemplaat draait.
Monter le tube avant de tourner la plaque de base.
Montare il tubo prima di ruotare la piastra di base.
Montar el tubo antes de girar la placa base.
Dik boru yerlestirmeden önce taban plakasını monte edin.

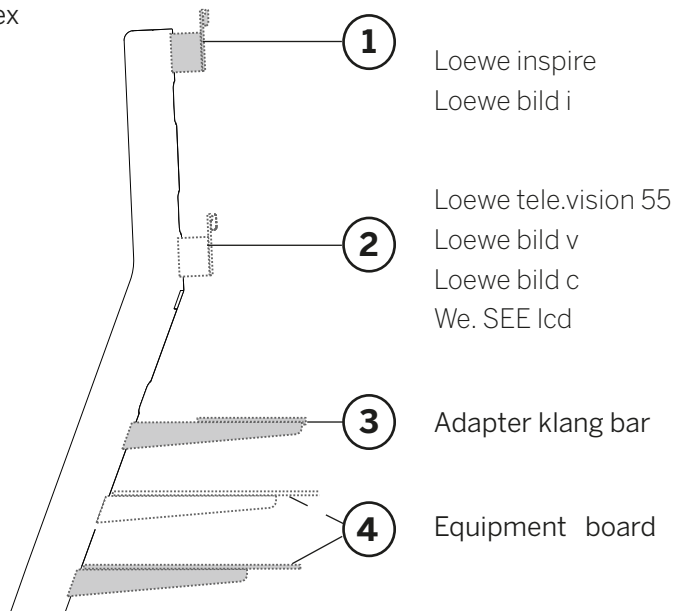
2



3



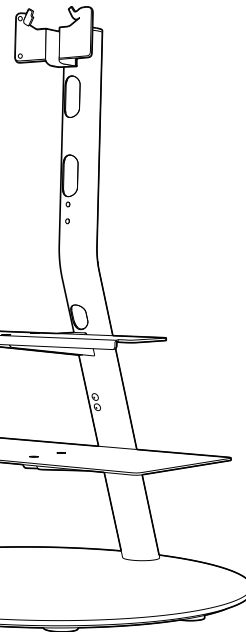
4 Loewe floor stand flex



Example 1

Loewe inspire
Loewe bild i

+ TV Adapter



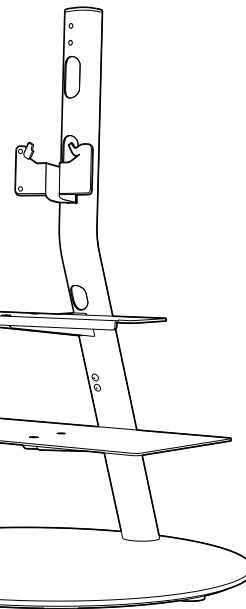
+ Adapter klang bar

+ Equipment board

Example 2

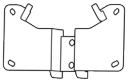
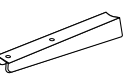


Loewe television 55
Loewe bild v

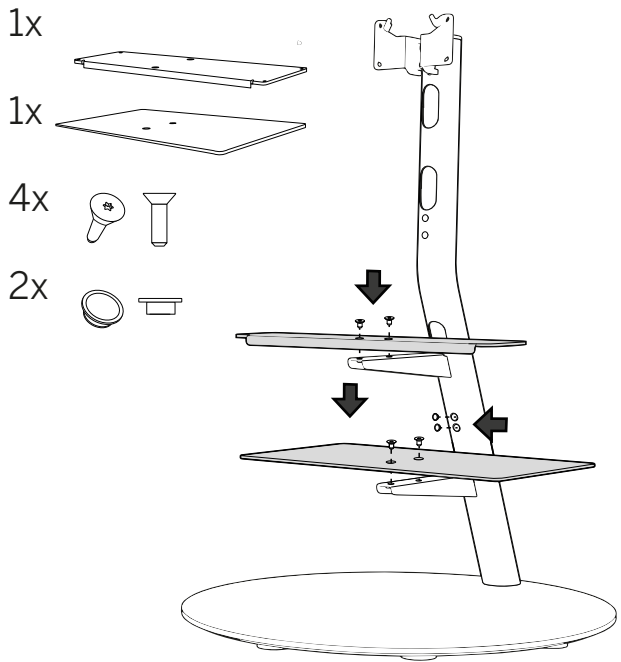
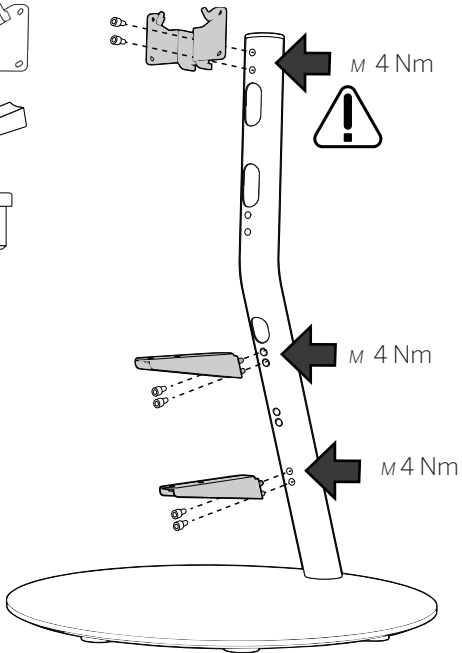
+ TV Adapter



+ Adapter klang bar

+ Equipment board

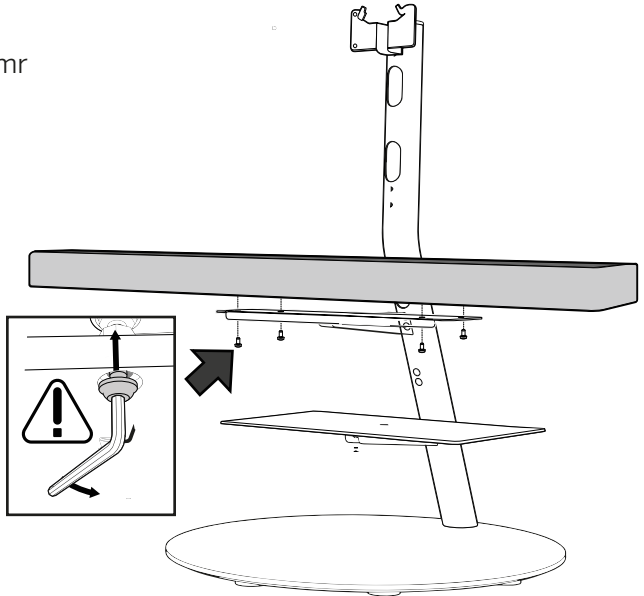
- 5 1x 
- 2x 
- 6x  



Best setup with

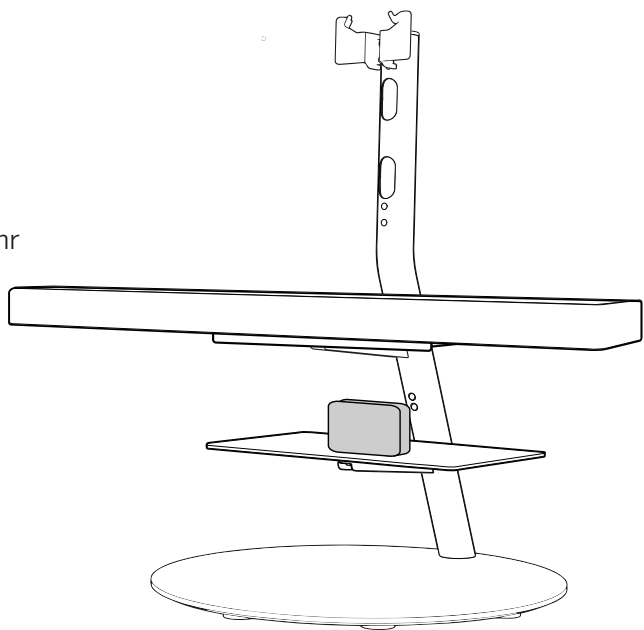
+ Loewe klang bar 5mr / 3 mr

- 4x  



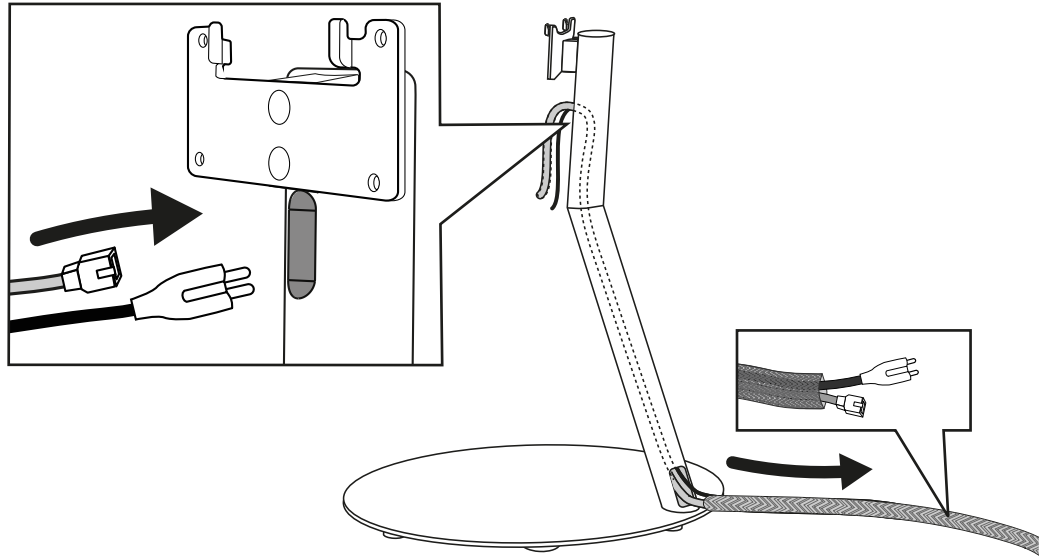
+ Loewe klang bar 5mr / 3 mr

+ Equipment

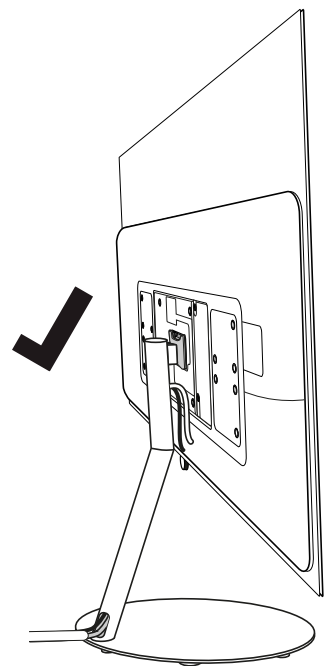
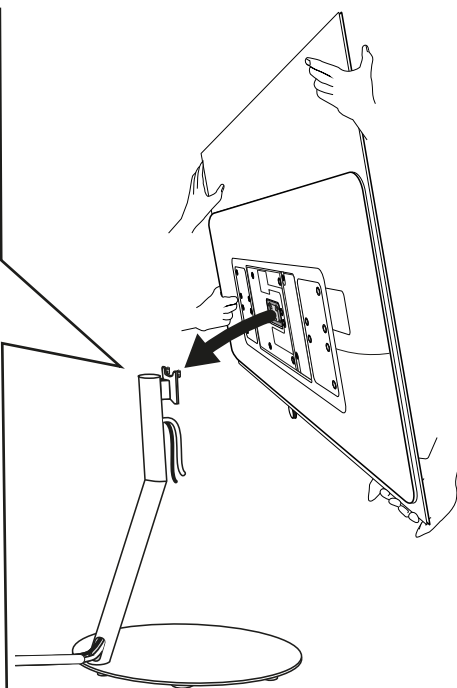
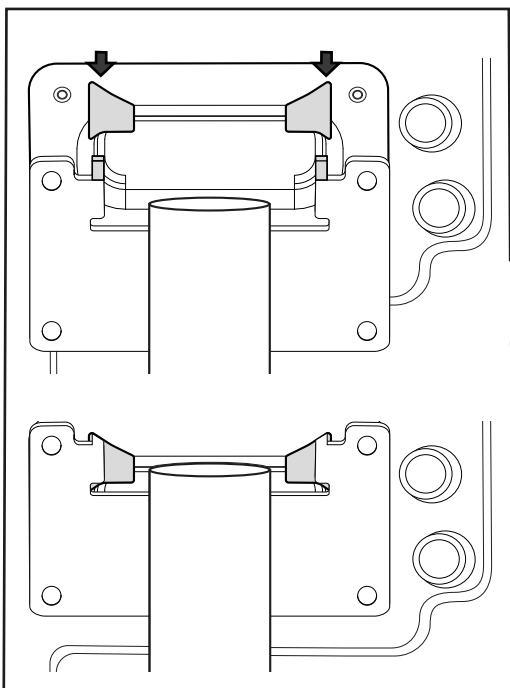
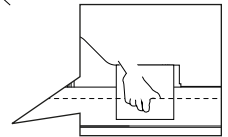
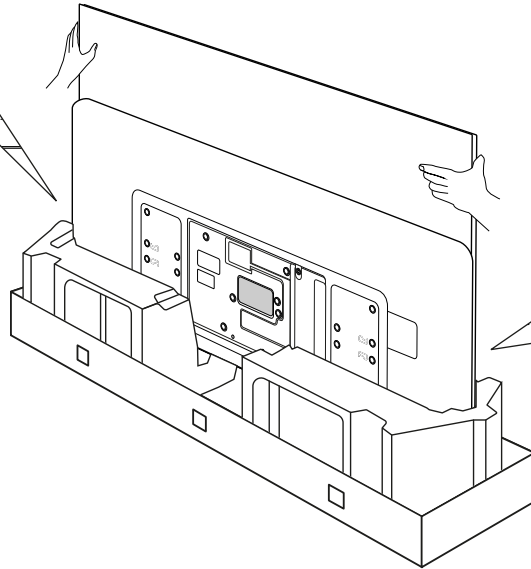
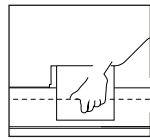
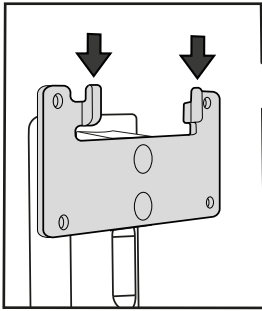


6 Cable management

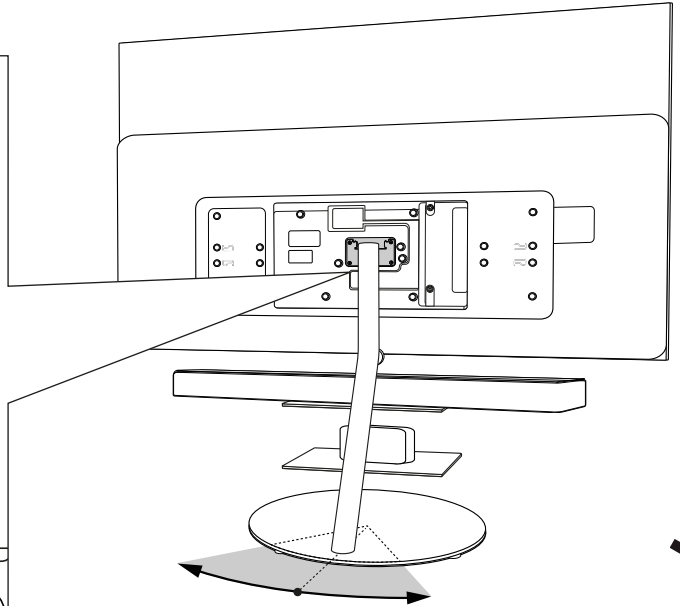
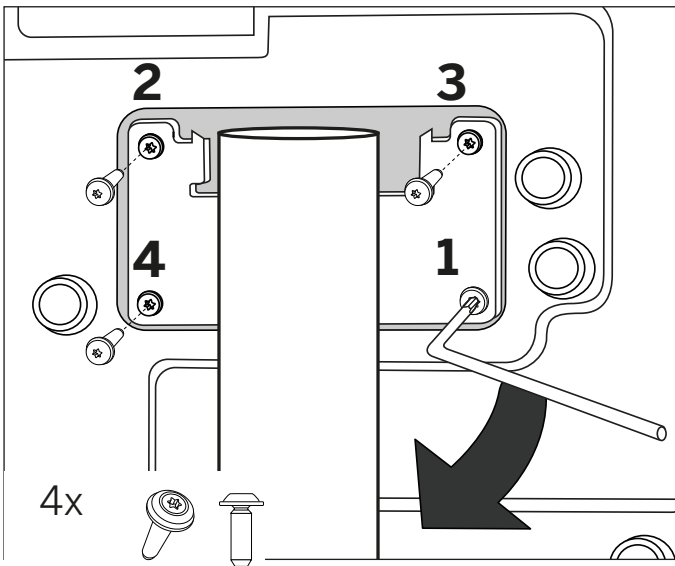
1x



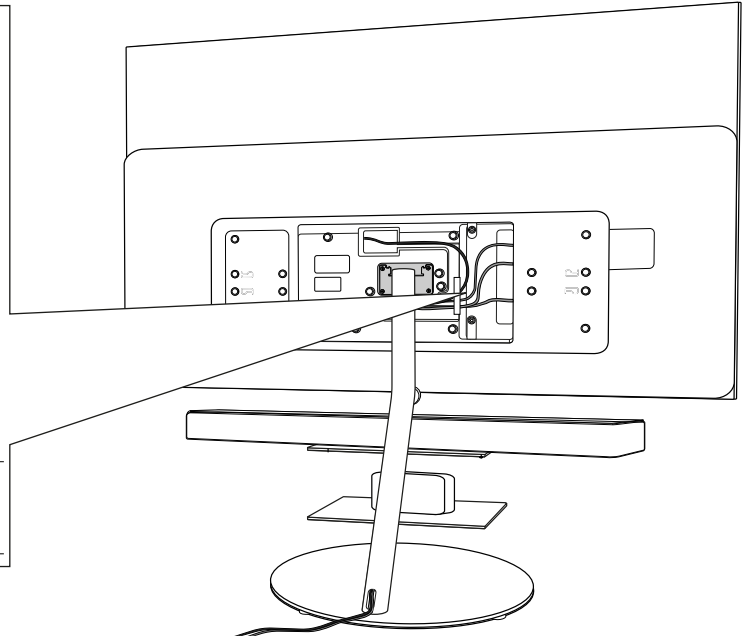
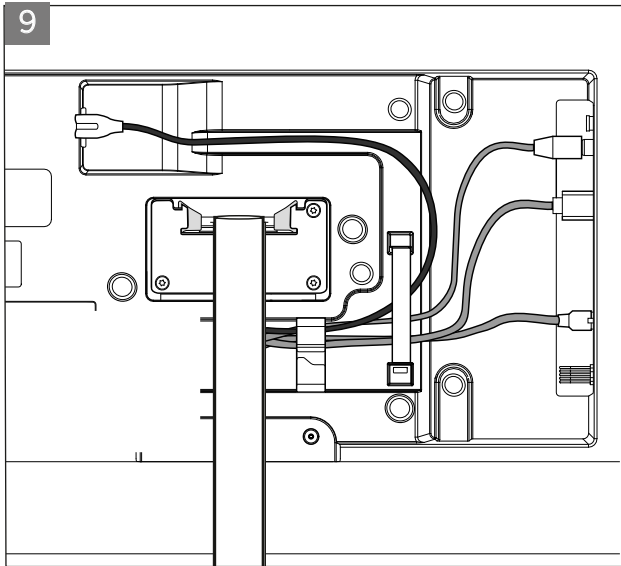
7 Loewe TV montage



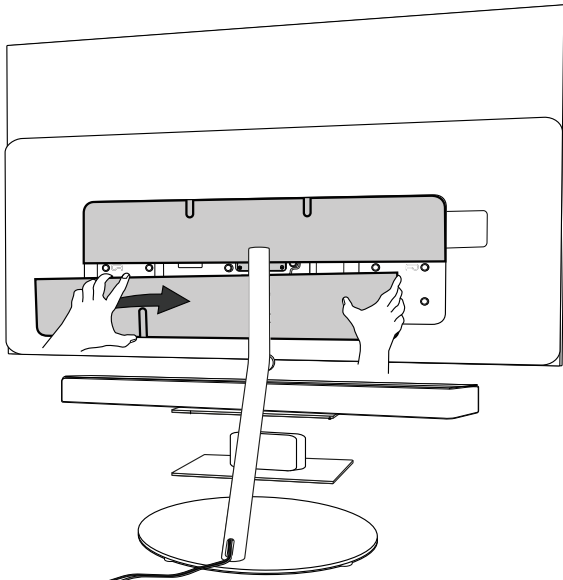
8



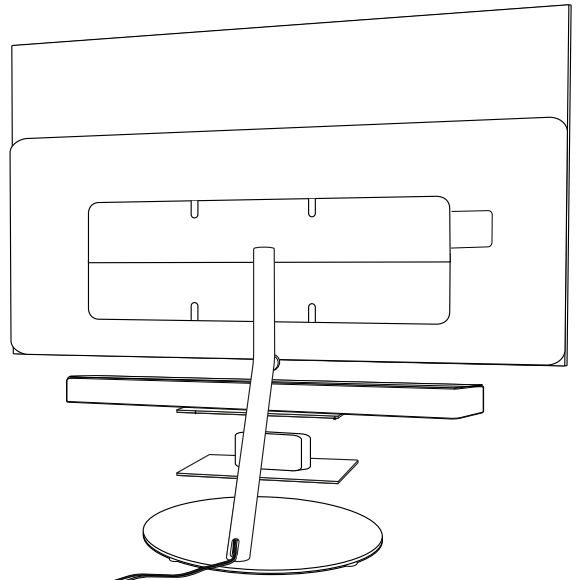
9

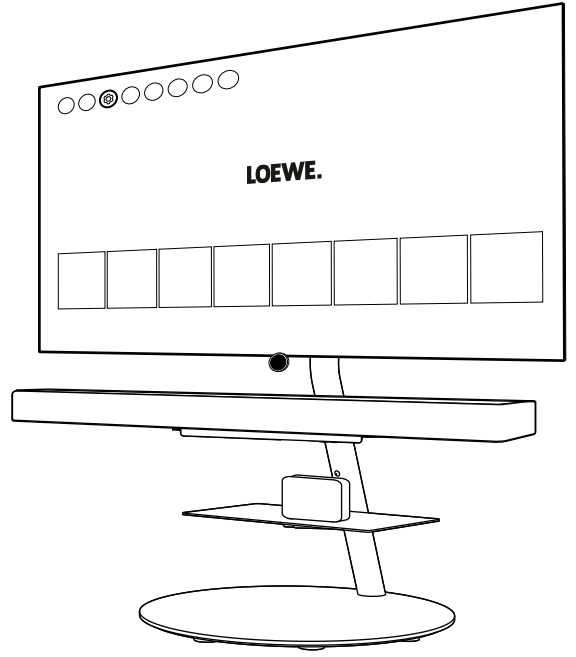
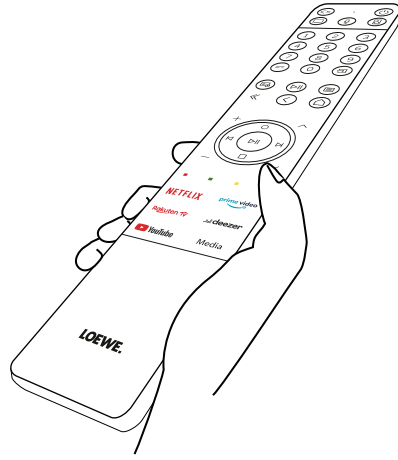


10



11





63800D00 Loewe floor stand flex

Loewe Technology GmbH
Customer Care Center
Industriestraße 11
96317 Kronach, Deutschland
Tel +49 9261 99-500
Fax +49 9261 99-515
E-mail: ccc@loewe.de
Printed in Germany
Edition 2, 02.24 / MCM

Änderungen vorbehalten
Subject to modifications
Onder voorbehoud van wijzigingen
Sous réserve de modifications
Soggetto a modifiche
Con sujeción a modificaciones
Sujeito a alterações

loewe.tv

