

Loewe bild 5.32

EU energy efficiency class: A

Screen diagonal (in cm) / Screen diagonal (in inch): 81 / 32

Power consumption "ON"¹ (in W): 44.0 / 42.0

Annual energy consumption (kWh)²: 61 / 58

Power consumption in stand-by mode / off (in W): 0.40 / 0

Resolution (in pixels): Full HD (1920x1080)

Box contents: **Set up option table**

Table Stand Connect 32

W 72.9 / H 50.8 / PD 5.3 / PD 21.3

Chrome, manually rotatable (+ / -20°),

Loewe assist system remote control

incl. batteries



Set-up options

Set up option wall

Wall Mount Slim / VESA Size 100

W 72.9 / H 47.9 / PD 5.3 / PD 7.1

Chrome Silver, flat mounting

Set up option wall, tiltable

Wall Mount 68, Black

W 72.9 / H 47.9 / PD 5.3 / PD 8.6



Set up option wall, flexible

Wall Mount Isoflex 32-55³

W 72.9 / H 47.9 / PD 5.3 / PD 10.9

Aluminium, folds flat, can be pulled out,




rotated and pivoted, intelligent

cable management



TV

Versions

	Model	Article no.	EAN Code
 Graphite Grey	32 DR+	56426D55	4011880163835
	32	56426D85	4011880163866
 Light Grey	32 DR+	56426S55	4011880163842
	32	56426S85	4011880163873
 Cappuccino	32 DR+	56426O55	4011880163859
	32	56426O85	4011880163880

Loewe bild 5.32 cover kit

Colours

	Model	Article no.	EAN Code
 Petrol blue	32	72770V00	4011880164191

Loewe | ■ Spectral Rack

Different versions, sizes and colours available to

match Loewe TV, sound system and equipment.

More details are available at the Loewe partner stores.

Rack 110: W 110.0 x H 36.8 x D 48.2

Rack 165: W 165.2 x H 36.8 x D 48.2

Rack 165+56: W 221.0 x H 36.8 x D 48.2



Dimensions in cm: W = width, H = height, PD = product depth, TD = total depth, BP = diameter/dimensions of base plate. Technical modifications and errors excepted.

¹ To EN 62087:2012. ² On the basis of four hours of operation per day, 365 days a year. Actual energy consumption depends on the purpose for which the TV is used.

³ Only in conjunction with VESA Size 100 adapter.

LOEWE.

Set-up options

Set up option floor, manual rotation

Floor Stand Connect 32-40
W 72.9 / H 100.0 / PD 5.3 / PD 48.7
Chrome, manually rotatable (+ / - 45°)



Set up option floor, manual rotation

Floor Stand Plate 32_49
W 72.9 / H 97.7 / PD 5.3 / BP 48.5
Light Grey, manually rotatable (+ / - 20°),
concealed cable routing



Set up option floor (universal), manual rotation

Floor Stand Universal 32-55¹
W 72.9 / H 93.5 / PD 5.3 / BP 50.2
Aluminium Silver, manually rotatable (+ / - 45°),
concealed cable routing



Set up option floor / ceiling

Screen Lift Plus²
W 72.9 / H 300.0 / PD 5.3 / PD 19.8
Brushed Aluminium, manually rotatable (+ / - 90°),
concealed cable routing



Set up option wall / floor

Wall Stand Flex 32-46²
W 72.9 / H 180.4 / PD 5.3 / PD 30.0
Brushed Aluminium, height adjustable,
intelligent cable management



Dimensions in cm: W = width, H = height, PD = product depth, TD = total depth, BP = diameter/dimensions of base plate. Technical modifications and errors excepted.

¹ Only in conjunction with a corresponding adapter, to be ordered separately. ² Only in conjunction with VESA Size 100 adapter.

Technical information

Loewe bild 5

32
incl. DR+
32

Image+ (Image)		
Resolution (in pixels)	Full HD (1920x1080)	Full HD (1920x1080)
Display technology	LCD with E-LED-Backlight	LCD with E-LED-Backlight
Screen diagonal (in cm/inch) / Response time (in ms)	81 / 32 / 8	81 / 32 / 8
Brightness (in cd/m ²) / Viewing angle (horizontal/vertical)	350 / 178°	350 / 178°
Contrast filter glass	—	—
Ultra HD Super Resolution Scaling / Image+ Active / 24 p motion picture display	— / ● / ●	— / ● / ●
3D technology / Active Glasses 3D	— / —	— / —
Video auto-dimming (VBD+) / Interior auto-dimming (OPC) / Home Mode	— / ● / ●	— / ● / ●
Digital+ (Television Standards)		
DVB-T2 ¹ / DVB-C2 / DVB-C / DVB-S2 / Multistandard (analogue) / Dual Channel	● / — / ● / ● / ● / ●	● / — / ● / ● / ● / ●
MPEG / MPEG2 / MPEG4 (H.264) / HEVC (H.265) / integrated HDTV reception ²	● / ● / ● / ● / ●	● / ● / ● / ● / ●
DVB radio / Unicable (acc. EN 50494)	● / ●	● / ●
Sound+ (Audio)		
Output in W (sine / music)	2x 20 / 2x 40	2x 20 / 2x 40
Acoustic speaker concept	Speaker Box	Speaker Box
Integrated 5.1 AV-Receiver / Digital audio link	● / ●	— / —
Dolby Digital / Dolby Digital Plus / DTS	● / ● / ●	● / — / —
Individual bass and treble control / Loudness	● / ●	● / ●
Automatic Volume Control (AVC)	●	●
Audio out available: variable / fixed / Subwoofer	● / ● / ●	● / ● / ●
Assist+ (Operation)		
Loewe os / Home Screen (incl. favorites)	● / ●	● / ●
Loewe App (Android / iOS)	● / ●	● / ●
Electronic Program Guide (SI-data)	●	●
MediaText (HbbTV) / Video text (Level 2.5)	● / ●	● / ●
Menu languages ³ / Context Related Help	● / ●	● / ●
Parental Lock / Automatic turn-off / Timer	● / ● / ●	● / ● / ●
Instant Channel Zapping / Quick Start Mode	● / ●	● / ●
Programme positions including AV and radio	6,000	6,000
Digital Link HD (CEC)	●	●
PIP (AV) ⁴ / Full PIP / Split screen TV: Video text	● / ● / ●	● / ● / ●
MediaUpdate (via USB / Internet)	● / ●	● / ●
Media+ (Multimedia functions)		
DR+ / storage capacity in GB / USB recording (with DR+: USB-Archives)	● / 1,000 / ●	— / — / ●
DR+ Streaming server / client / Follow-Me	● / ● / ●	— / ● / ●
Multi Recording / Mobile Recording	● / ●	○ / ○
Photo player / Music player / Video player (via Home network and USB)	● / ● / ●	● / ● / ●
Digital Media Renderer / Bluetooth Music Player ⁵	● / ○	● / ○
Internetapps (MediaNet) / Internet Browser / Internet radio (incl. search function)	● / ● / ●	● / ● / ●
Connectivity+ (Connectors)		
HDMI with HDCP	3 (1x ARC)	3 (1x ARC)
LAN network connection / integrated WLAN	● / ●	● / ●
Common Interface / CI Plus 1.3 certified ⁶	2 / ●	2 / ●
Home Control Interface / IR-Link ⁷ / Motor control	● / ● / —	● / ● / —
Digital Audiolink (DAL) ⁸ / Digital Audio-Out (cinch)	● / ●	— / ●
Analogue Audio-Out (L/R) / Headphone (jack 3.5 mm)	● / ●	● / ●
Micro-AV ⁹ (Component / Scart / VGA)	● / ● / ●	● / ● / ●
USB	3 (1x 3.0)	3 (1x 3.0)
Environment		
EU energy efficiency class / Annual energy consumption (kWh) ¹⁰	A / 61	A / 58
Power consumption in stand-by mode / off (in W)	0.40 / 0	0.40 / 0
Power consumption "ON" ¹¹ (in W) / Peak luminance ratio in %	44.0 / 65	42.0 / 65
Mercury content in mg / contains lead ¹²	0.0 / traces	0.0 / traces
Miscellaneous		
Weight in kg	11.6	11.6
Power switch / Mains voltages	● / 220–240 V, 50 / 60 Hz	● / 220–240 V, 50 / 60 Hz
VDE-safety standard (inspection seal)	●	●

● = included/installed ○ = upgradeable/optional

¹ The reception of DVB-T2 programmes is available in selected countries.² Reception of digital channels may be limited by individual regulations from the respective broadcaster/provider. UK models are Freeview HD compliant.³ D-GB-F-I-E-NL-CZ-GR-PL-H-FIN-SLO-SK-TR-S-DK-P-RUS-N⁴ AV-PIP is only available in combination with DVB-T/C/S.⁵ Available via optional feature upgrade drive.⁶ CI Plus is backwards compatible with CI.

Functionality is dependent on module availability from the supplier.

⁷ Only in conjunction with a corresponding adapter and selected devices (RC5, 36 kHz), to be ordered separately.⁸ Loewe System 5.1 Out, Stereo Out, Subwoofer Out.⁹ Only in conjunction with a corresponding adapter, to be ordered separately.¹⁰ On the basis of four hours of operation per day, 365 days a year.

Actual energy consumption depends on the purpose for which the TV is used.

¹¹ To EN 62087 : 2012.¹² Traces may occasionally be found in electronic components (in compliance with the recast European RoHS directive).